


How to reset FastNet Password using the ASB Mobile Banking app

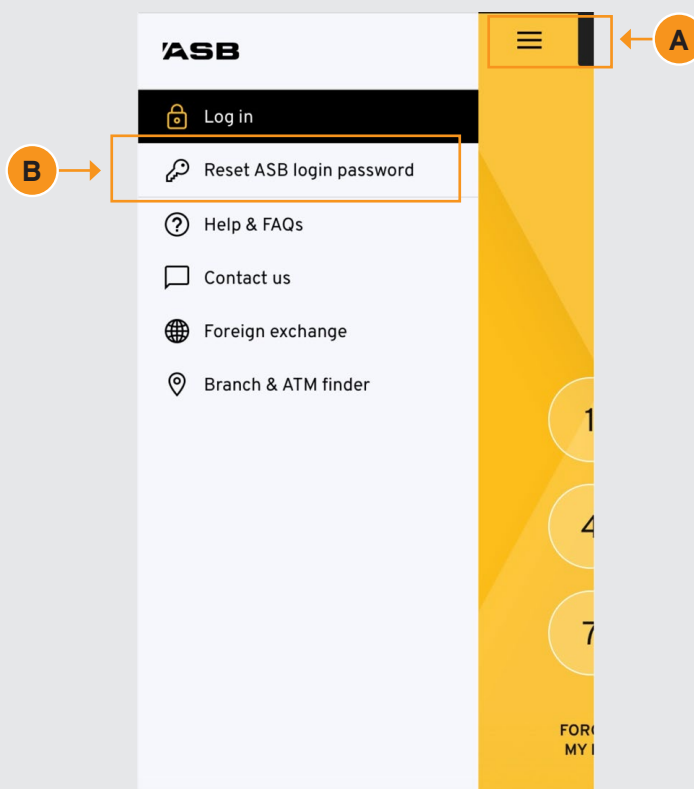
STEP 1:

Open the ASB Mobile Banking app.



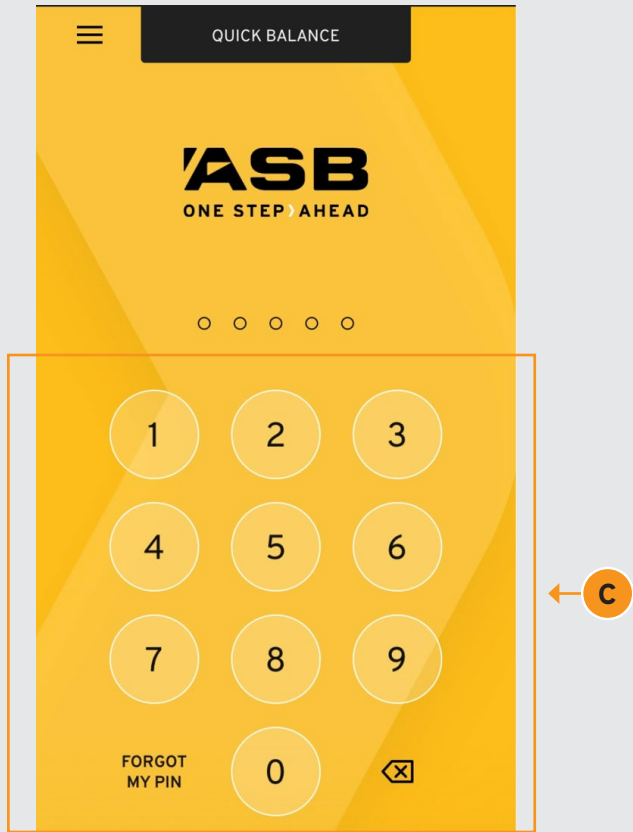
STEP 2:

Select the **menu** **A** at the top left hand corner, and select **Reset ASB login password** **B**.



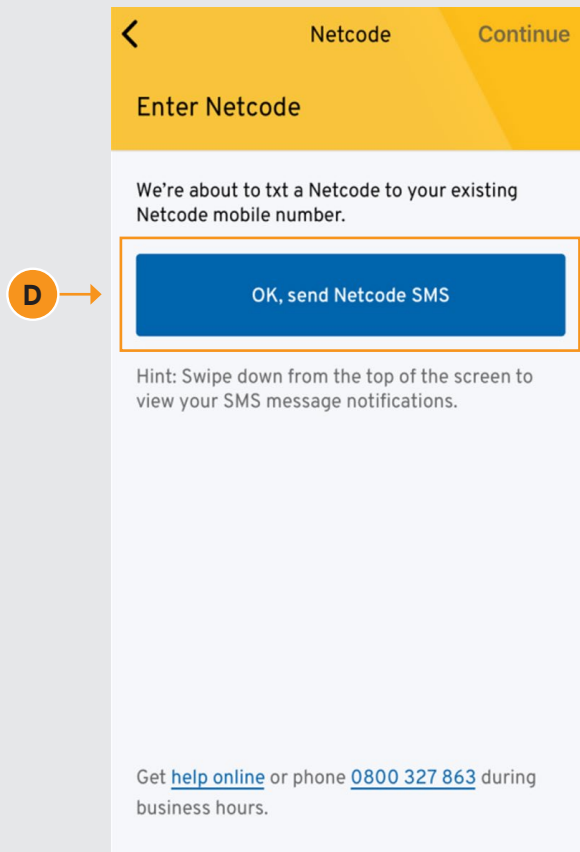
STEP 3:

Enter your five digit PIN **C**.



STEP 4:

Select **OK, send Netcode SMS** **D**.



STEP 5:

You will be sent a **Netcode** **E** to your Netcode registered mobile number. **Enter the Netcode** **F** and select **Continue** **G**.

MESSAGES now
ASB
54045613 (never share this Netcode) is your ASB netcode for ASB Mobile Registration. To s...

Netcode Continue

Enter Netcode

We're about to txt a Netcode to your existing Netcode mobile number.

Enter Netcode
54045613

Resend Netcode

Hint: Swipe down from the top of the screen to view your SMS message notifications.

1	2 ABC	3 DEF
4 GHI	5 JKL	6 MNO
7 PQRS	8 TUV	9 WXYZ
0		

STEP 6:

Enter your new password **H** and ensure it's different from any previous passwords. Now **confirm new password** **I**, by re-entering your new password.

Tip: Note the requirements on this step for a valid password.

Cancel Change password Submit

Create your new password

Enter new password
.....

Password strength: Valid - Best

Your password must:

- ✓ contain at least two letters
- ✓ contain at least two numbers or special characters
- ✓ be at least 8 characters

not repeat the same character more than 3 times consecutively

not be the word "Password" including versions with special characters, e.g. p@\$Sw0rd

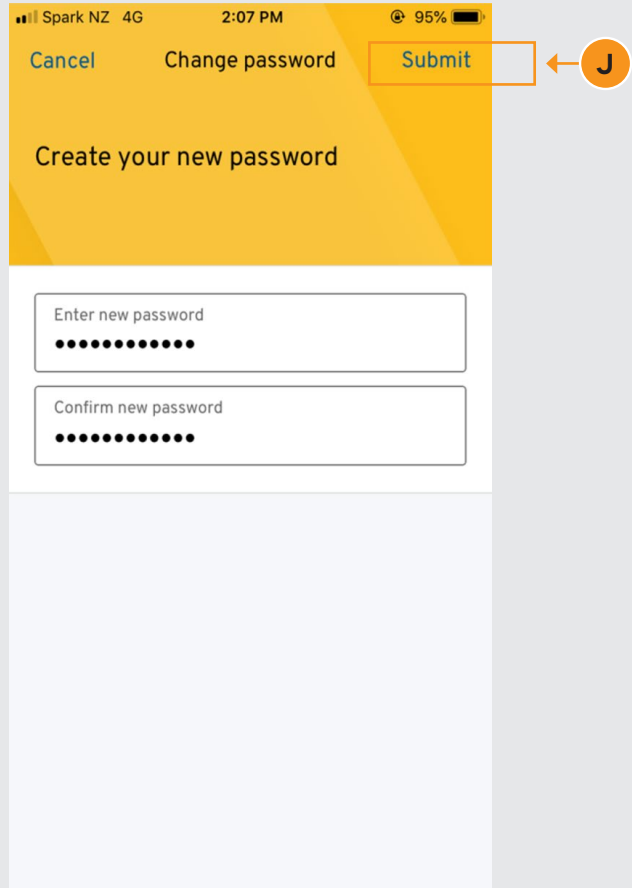
not be your username

not be a previous password

Confirm new password

STEP 7:

Select **Submit** **J**.



STEP 8:

Great! You have successfully reset your password. **K**

