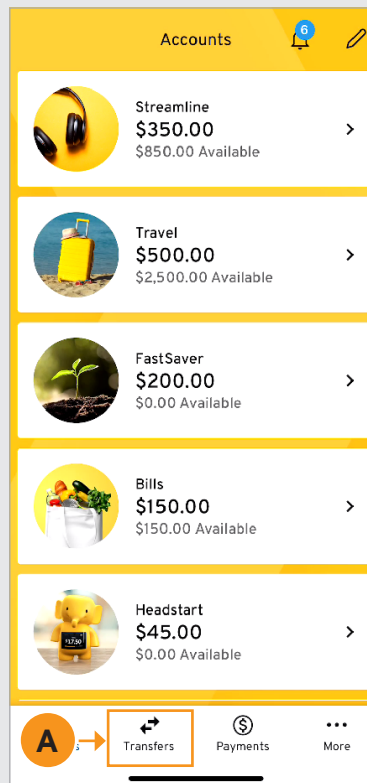


# How to make a transfer using the ASB Mobile Banking app

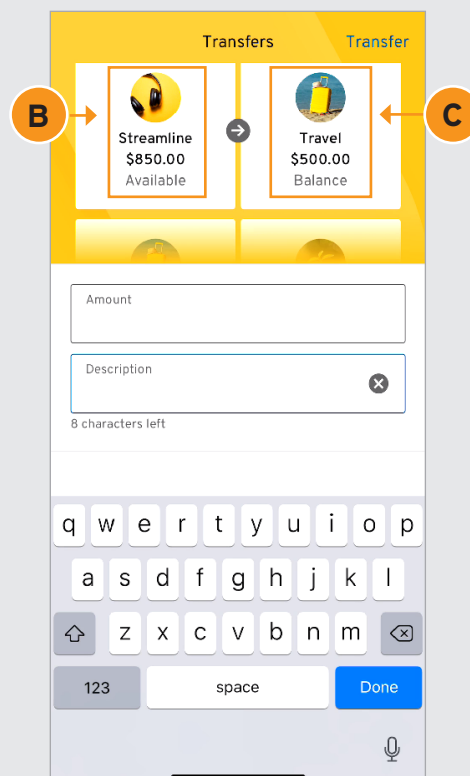
## STEP 1:

Log in to the ASB Mobile Banking app and select **Transfers** on the bottom bar **A**.



## STEP 2:

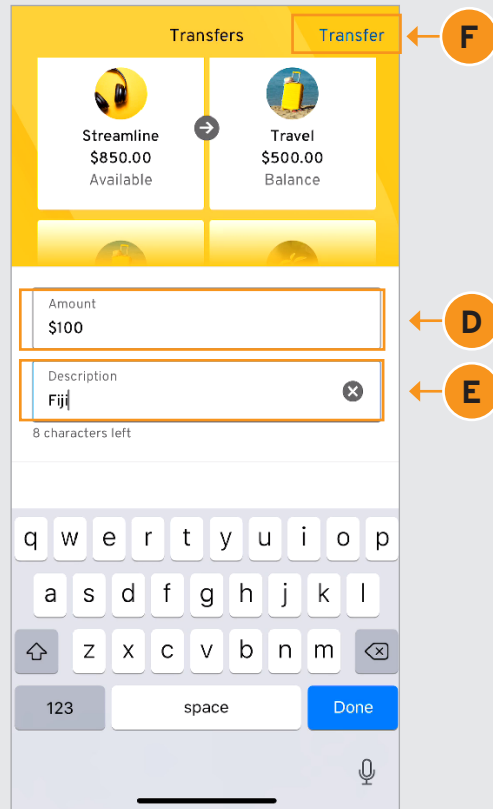
Scroll to choose the **accounts** you wish to transfer from **B** and to **C**.



### STEP 3:

Enter the transfer **Amount** **D**, and a **Description** (optional) **E** then tap **Transfer** **F** to complete.

**Tip:** Transfers to credit cards and your ASB KiwiSaver Scheme account cannot be reversed.



### STEP 4:

Success, you have made a transfer.

