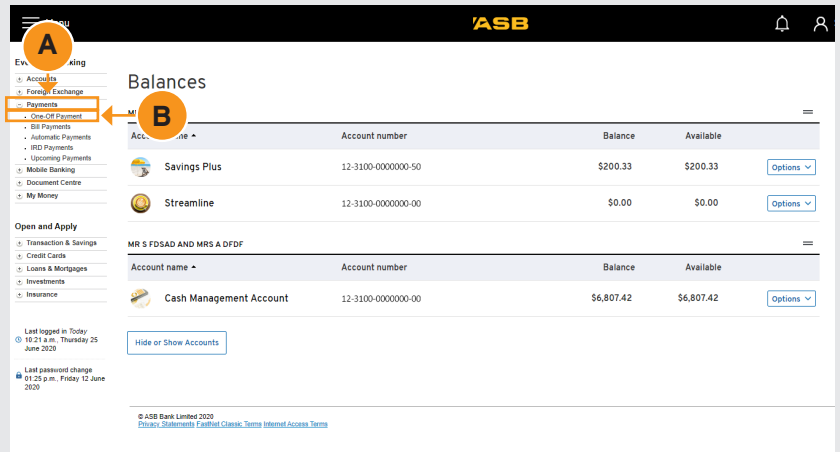


# How to make a payment using FastNet Classic internet banking

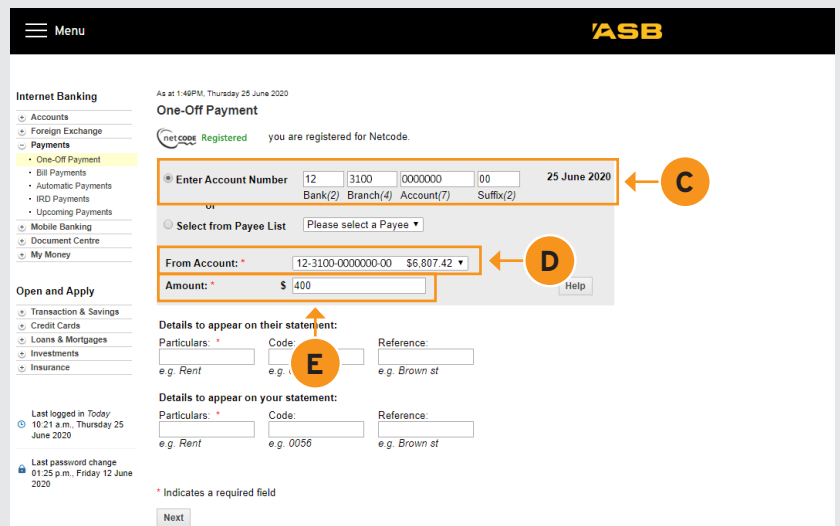
## STEP 1:

Login to FastNet Classic internet banking and select **Payments** **A** then select **One-Off Payment** **B**.



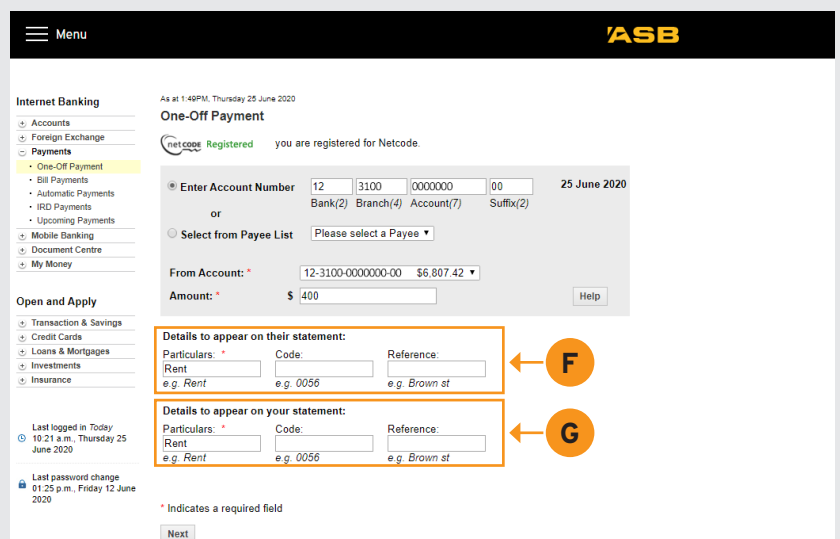
## STEP 2:

Enter the **Account Number** **C** of the person you want to pay, then select the **From Account** **D** you want the payment to come from and enter the **Amount** **E**.



## STEP 3:

Enter the **Particulars** to appear on the payee's statement **F** and the **Particulars** to appear on your statement **G**.



## STEP 4:

Select **Next** **H**.

As at 1:46PM, Thursday 25 June 2020

Internet Banking

Accounts

Foreign Exchange

Payments

One-Off Payment

Bill Payments

Automatic Payments

IRD Payments

Upcoming Payments

Mobile Banking

Document Centre

My Money

Open and Apply

Transaction & Savings

Credit Cards

Loans & Mortgages

Investments

Insurance

Last logged in Today  
10:21 a.m., Thursday 25 June 2020

Last password change  
01:25 p.m., Friday 12 June 2020

As at 1:46PM, Thursday 25 June 2020

One-Off Payment

netcode Registered you are registered for Netcode.

Enter Account Number 12 3100 0000000 00 25 June 2020  
or Bank(2) Branch(4) Account(7) Suffix(2)

Select from Payee List Please select a Payee

From Account: \* 12-3100-0000000-00 \$6,807.42

Amount: \* \$ 400

Details to appear on their statement:

Particulars: \* Code Reference:  
Rent e.g. 0056 e.g. Brown st

Details to appear on your statement:

Particulars: \* Code Reference:  
Rent e.g. 0056 e.g. Brown st

\* Indicates a required field

Next **H**

## STEP 5:

Check that the details you've entered are correct **I** and select **Yes** **J** to proceed.

As at 1:50PM, Thursday 25 June 2020

Internet Banking

Accounts

Foreign Exchange

Payments

One-Off Payment

Bill Payments

Automatic Payments

IRD Payments

Upcoming Payments

Mobile Banking

Document Centre

My Money

Open and Apply

Transaction & Savings

Credit Cards

Loans & Mortgages

Investments

Insurance

Last logged in Today  
10:21 a.m., Thursday 25 June 2020

Last password change  
01:25 p.m., Friday 12 June 2020

As at 1:50PM, Thursday 25 June 2020

Are you sure?

You are about to make a One-Off Payment of \$400.00

To: 12-3100-0000000-00  
Details to appear on their statement: Rent  
From: the Cash Management Account account 12-3100-0000000-00 in the name of MR S FDSAD AND MRS A DFDF, with an available balance of \$6,807.42

If your payment is being made to a non-ASB account, you should allow up to 1 working day from the time of this transaction for the funds to be credited to the other bank account.

Are you sure you want to do this?

Yes No Modify

© ASB Bank Limited 2020  
[Privacy Statement](#) [FastNet Classic Terms](#) [Internet Access Terms](#)

**I**

**J**

## STEP 6:

Your payment will be successful if it is less than \$1,000 **K**.

As at 1:55PM, Thursday 25 June 2020

Internet Banking

Accounts

Foreign Exchange

Payments

One-Off Payment

Bill Payments

Automatic Payments

IRD Payments

Upcoming Payments

Mobile Banking

Document Centre

My Money

Open and Apply

Transaction & Savings

Credit Cards

Loans & Mortgages

Investments

Insurance

Last logged in Today  
10:21 a.m., Thursday 25 June 2020

Last password change  
01:25 p.m., Friday 12 June 2020

As at 1:55PM, Thursday 25 June 2020

Payment Successful

A payment has been made with the following details:

To: 12-3100-0000000-00  
From Account: 12-3100-0000000-00 (Cash Management Account)  
Amount: \$400.00

Details to appear on their statement: Rent

Planning to pay this person again? Click 'Save this payee' and save them to your Payee List.

Print Save this payee

Notes regarding electronic payments:  
If your payment is being made to a non-ASB Account, you should allow up to 2 working days from the time of this transaction for the funds to be credited to the other bank account.

© ASB Bank Limited 2020  
[Privacy Statement](#) [FastNet Classic Terms](#) [Internet Access Terms](#)

**K**

## STEP 7:

If your payment is more than \$1,000 a Netcode will be texted to your Netcode registered phone number. Enter the **Netcode** **L** and select **Submit** **M** to complete the transaction.

If you are not registered for Netcode, check out our **Netcode** guide.

Menu

ASB

As at 1:55PM, Thursday 25 June 2020

Internet Banking

Accounts

Foreign Exchange

Payments

One-Off Payment

Bill Payments

Automatic Payments

IRD Payments

Upcoming Payments

Mobile Banking

Document Centre

My Money

Open and Apply

Transaction & Savings

Credit Cards

Loans & Mortgages

Investments

Insurance

Last logged in Today  
10:21 a.m., Thursday 25 June 2020

Last password change  
01:25 p.m., Friday 12 June 2020

As at 1:55PM, Thursday 25 June 2020

Enter Netcode

To complete this transaction please enter below the Netcode that has been sent to your Netcode registered mobile phone. The Netcode sent to your mobile phone will have a Message ID of 27161067.

If you do not receive a Netcode on your mobile phone within the next 3 minutes please call the FastNet Help Desk on 0800 FASTNET (0800 327 863) or + 64 9 306 3185 from overseas (International charges apply) for assistance.

netcode 12345678 netCODE.help

Submit Cancel

© ASB Bank Limited 2020  
[Privacy Statement](#) [FastNet Classic Terms](#) [Internet Access Terms](#)

**L**

**M**