

Conservative

EasyFund Conservative



Who would this fund suit?

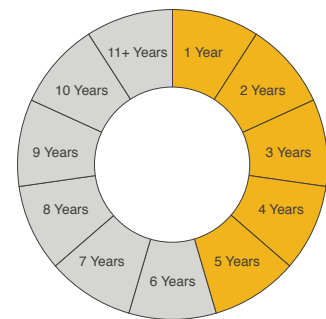
The fund is most suited to investors who:

- > Want a regular income from their investments.
- > Have a medium to longer term investment time horizon.
- > Want some capital growth.
- > Have a lower risk profile and can tolerate some volatility.

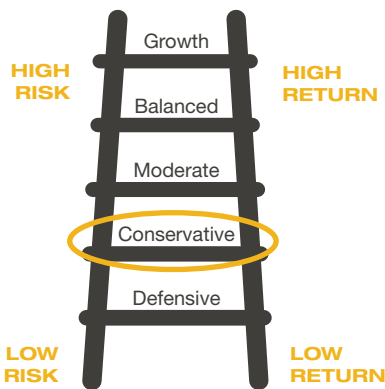
Investment style

The fund is an index tracking investment fund (also known as a passive fund). This means the fund aims to track the return of the markets in which it is invested. For example, investments in New Zealand Cash track the ANZ 90 Day Bank Bill Index. The benefits of this style of investing are: confidence as an investor that you will get a return similar to the markets the fund is invested in; index tracking investment funds generally have lower investment management fees than actively managed investment funds. This is important because fees may have a big impact on returns over time. **The Conservative Fund** invests in a relatively high proportion of diversified income assets (cash and fixed interest) and a lower proportion of diversified growth assets (shares and property).

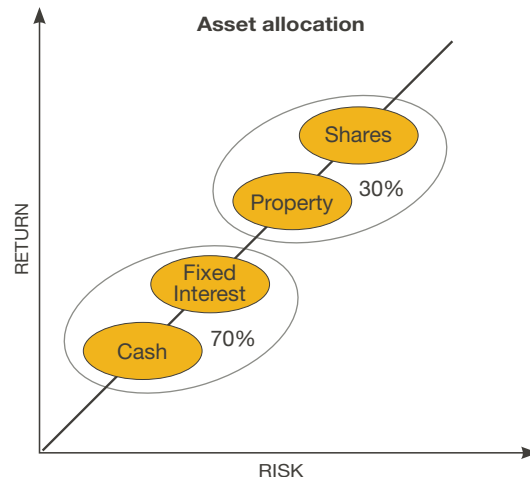
Recommended minimum investment timeframe - 5 years



Investment ladder



Asset allocation



Market index and underlying fund manager as at 30 June 2009

Asset class	Market index	Underlying fund manager	Asset allocation
NZ Cash	ANZ 90 Day Bank Bill Index	ASB Group Investments	21%
NZ Fixed Interest	50% ANZ NZ Government Stock Index; and 50% ANZ A-Grade Corporate Bonds Index	ASB Group Investments	21%
World Fixed Interest	Citigroup World Government Bond Index	State Street Global Advisors Australia Limited & Vanguard Investments Australia	28%
Australasian Shares	50% NZX 50 Index; and 50% S&P/ASX 200 Index	Colonial First State Asset Management (Australia) Limited	10%
Global Property Shares	UBS Global Real Estate Investors Index	Vanguard Investments Australia	8%
World Shares	MSCI World (ex Australia) Index	Vanguard Investments Australia	12%

Underlying fund manager and market index may change from time to time

Conservative

EasyFund Conservative

Fund details as at 30 June 2009

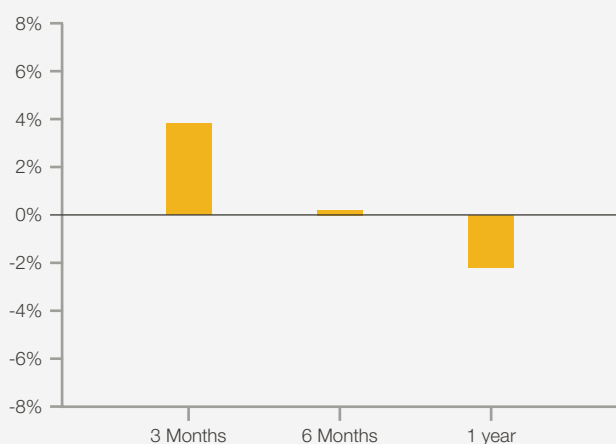
First investor application	12 October 2007
Fund size	\$81.26m
Number of investors	607
Manager	ASB Group Investments Limited
Trustee	Trustees Executors Limited
Switching	Yes
Portfolio Investment Entity (PIE)	Yes
Management Fee (% of the gross asset value)	1.00%
Trustee Fee (Maximum % of the gross asset value subject to a minimum annual fee of \$20,000 across all EasyFunds)	0.06%
Service Fee (A one off charge deducted from all contributions)	0.45%

GST is currently payable on the management fee and trustee fee in part, as agreed with the Inland Revenue Department. The Trustee and Manager are entitled to be reimbursed out of the fund's assets for costs incurred relating to the operation and administration of the fund. Fees may change from time to time.

Manager's commentary as at 30 June 2009

The **Conservative Fund's** value rose by 0.21% in the past six months and 3.84% in the last three months. The positive performance during this time was helped by the Conservative Fund's 21% exposure to cash and 10% exposure to Australasian shares. The Reserve Bank of New Zealand has cut the Official Cash Rate (OCR) by 2.5% since the start of the year with the OCR now at 2.5%. As a result, cash returns have been reducing but still contributed positively to the Conservative Fund's performance. Australasian sharemarkets have rallied significantly since the trough in global sharemarkets in early March. This was largely driven by a returning appetite for riskier investments. Global property shares exposure had a negative effect on performance. The strategy to reduce debt levels and increase capital levels to provide a buffer as property values fall has become a priority for fund managers in the sector.

Returns as at 30 June 2009 (before tax and after fees)



3 Months	3.84%
6 Months	0.21%
1 Year	-2.09%
3 Years (p.a.)	-
5 Years (p.a.)	-
Return since inception	-2.36%

Fund Returns are Net of fees based on unit price movement adjusted for tax credits and formation losses from commencement of PIE status (1 October 2007).

The information contained herein is a summary only. For more information please refer to the EasyFunds Investment Statement. This is general information only and does not constitute specific investment advice to any person. Past performance should not be seen as an indication of future performance as returns fluctuate according to market conditions. Neither the trustee of EasyFunds, ASB Group Investments Limited, ASB Bank and its subsidiaries (the 'Banking Group'), the Commonwealth Bank of Australia, nor any other company in the Commonwealth Bank of Australia Group, nor any other person guarantees the securities referred to in this brochure (including the repayment of any capital) or the performance of those securities (including any of the investments or returns made in respect of the securities). The securities referred to in this brochure do not represent bank deposits or liabilities of the Banking Group and are subject to investment risk including the loss of income and principal invested.